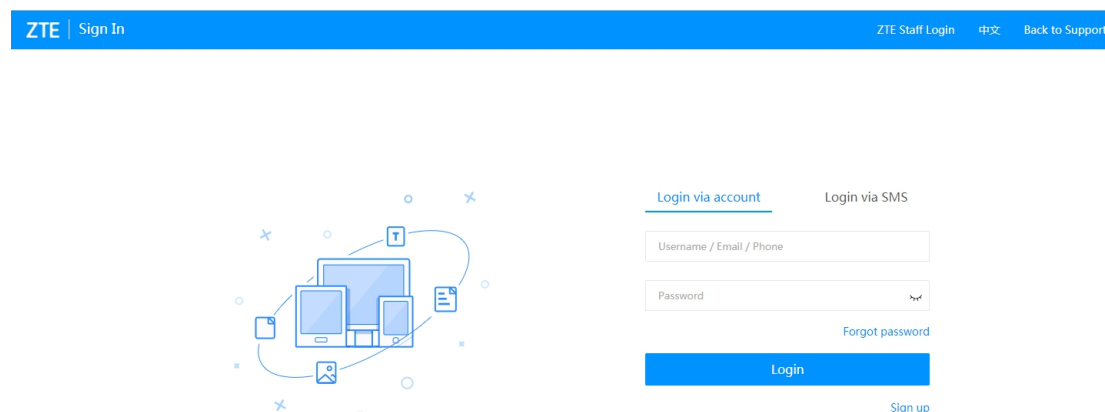
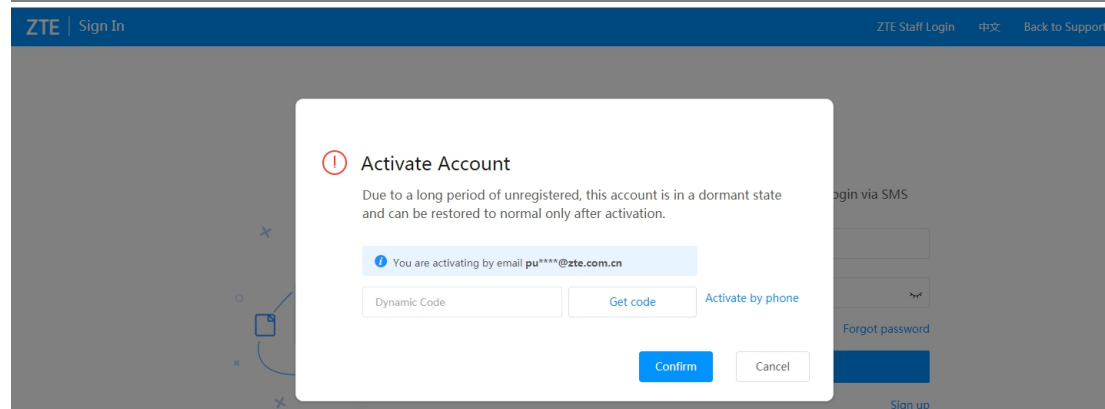
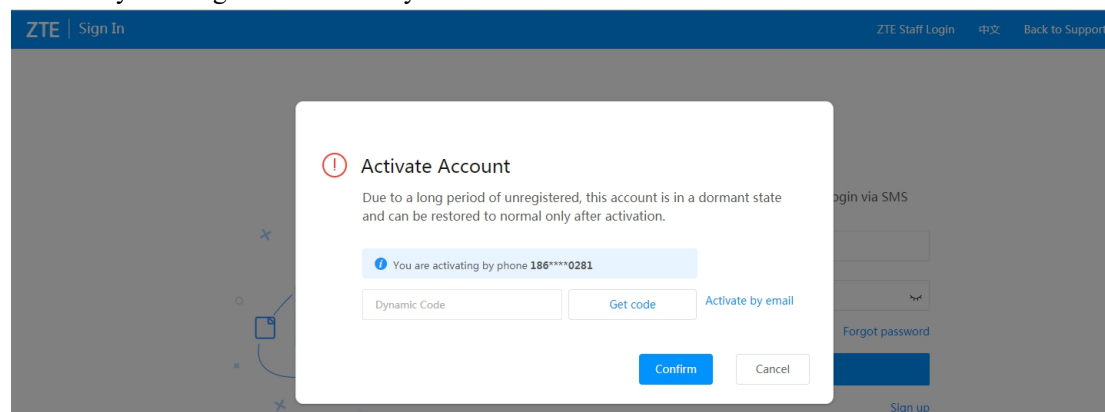


Your account will be automatically changed dormant by the system due to 6 months non-visited. You can activate this account by login into the system with your username and password. Please follow these instructions.

1. Enter your username and password in the following page and click “Login”.



2. Once the account status is dormant, you will see an “Activate Account” dialog below. You can activate your account by your phone number or email address (phone number is the default option, and only Chinese phone number is supported at present). You can switch to activate by email address by clicking the “Activate by email”.



3. Click “Get code” and you will receive a verification code via your phone number or email address.
4. Enter the verification code into the “Dynamic Code” area and click “Confirm”, your account is already activated! Welcome back!

